


# Plastex Grid

## Installation instructions

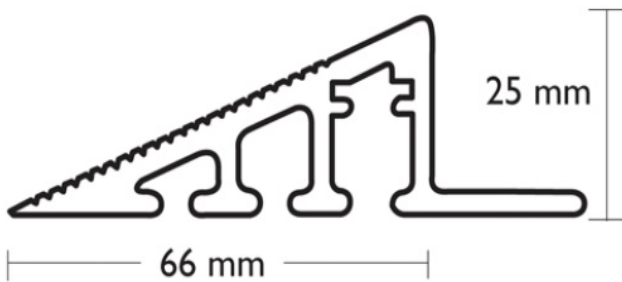


### Open or solid tiles



- 1) Plastex Grid is an interlocking tile, so simply slot the connection tag in the groove.



- 2) If you use the aluminum ramp, the ramp is screwed down to the floor with the screws provided:



- 3) When the aluminum ramp meets the side of the tile, the extra tag can be removed by simply cutting it.



*Note: the pictures shown in this guide are for illustrative purposes only.*

#### Plastex Matting Inc.

120 55th St NE  
Fort Payne, AL 35967  
+1 256 845 7725

USA + UK manufactured  
matting products:  
[plastexmatting.com](http://plastexmatting.com)